

Global Literacy Invitation by Karin Carey

Yatandou

By Gloria Whelan

Paintings by Peter Sylvada

Sleeping Bear Press

Summary: "Yatandou lives in a Mali village with her family and neighbors. Although she is only eight years old and would much rather play with her pet goat, she must sit

with the women and pound millet kernels. To grind enough millet for one day's food, the women must pound the kernels with their pounding sticks for three hours. It is hard work, especially when one is eight years old. But as they work, the women dream of a machine that can grind the millet and free them from their pounding sticks. The machine will only come when the women have raised enough money to buy it. Yatandou must help raise the money, even if it means parting with something she holds very dear. Through the eyes and voice of a young girl, award-winning author Gloria Whelan brings to life one village's dream of a better future. An inspiring story of sacrifice and hope. - From the publisher's description

Social Studies Themes:

Geography:

The World in Spatial Terms

Places and Regions

Economics: Productive resources

English/Language Arts Standards:

Writing:

Narrative Composition

Informative Composition

Media Literacy:

Purpose of Media

entertainment, education, transmission of culture

Learning Invitations

1. Take A Closer Look

2. Land and People

3. The Empty Rope

4. Postcard from Mal

5. Musically Speaking

6. My Flag


THE EMPTY ROPE

In the story all the women made and sold things to purchase a machine that would help grind the grain. Yatandou also had to sell her pet goat at the market to help. How do you think she felt?

- A. Think about a time you had to give something up, that you really liked. What did you give up? Why did you give it up? How did you feel about it? Did you help someone else by giving it up?

Turn to your elbow partner and talk about it.

Then write about it on another piece of paper. Remember to give your writing a title, and have a beginning, middle and ending, with a culminating sentence.



- B. Write a letter to Yatandou. Talk to her about selling her goat? Give her some advice about her feelings. Be sure to include 5 parts to your letter.

Take A Closer Look

Use a compass rose. Yatandou lives in Mali, West Africa. Let's look around Africa.

1. Mark the cardinal directions on the map
North, East, South, West (Never, Eat, Soggy, Waffles).
2. Mark the intermediate directions
North East, South East, South West, North West.
3. Pretend you are standing on the equator in Africa, list the bodies of water that surround Africa. Using your directions tell where they are located.

Body of Water	Direction

4. In what part of the African continent is Mali found?

5. What lines cross Mali?

6. Other interesting things "I" notice are:

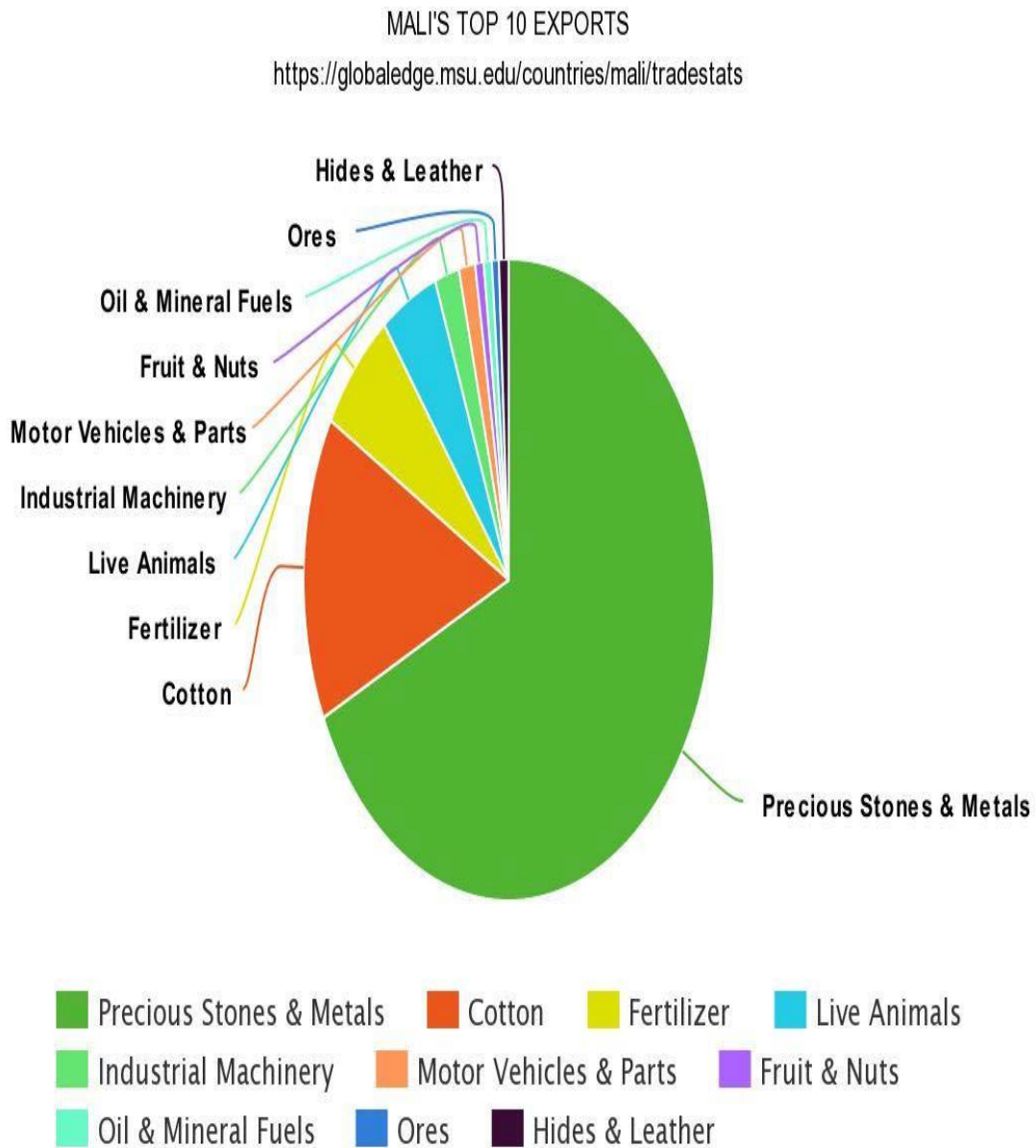
Take a Closer Look



By Ali Zifan (Enhanced, modified, and vectorized). - Derived from World Koppen Classification.svg., CC BY-SA 4.0, <https://commons.wikimedia.org/w/index.php?curid=47085373>

Land and People

<https://www.meta-chart.com/share/malis-top-10-exports>



meta-chart.com

Information from The World Bank

Land and People

Mali's Top 10 Exports

Look at the pie graph. What do you notice? Share with your partner what you notice. Practice making some statements about the graph. Then check to see if they are accurate.

Write down 8-10 of your findings. Use the key at the bottom to help you spell the words. Switch papers with another group of partners. Check their findings. Be prepared to share some of your results.

1. _____
2. _____
3. _____
4. _____
5. _____
6. _____
7. _____
8. _____
9. _____
10. _____

Word Box: less more twice double triple least most half $\frac{1}{2}$ quarter $\frac{1}{4}$
most greater than

People and Land

There are 3 types of productive resources (human resources, natural resources and capital resources)

- **Human resources (labor)** describes the *people* and the effort they put forth to work.
- **Natural resources** (often called **land resources**) refers to resources such as *coal, water, trees, and land itself*.
- **Capital resources** are the man-made physical resources (such as *buildings, tools, machines, and equipment*) used in production.

Now let's practice identifying these resources in the story.

Fold a paper into fourths. Label it with each type of resource and leave an extra column for resources you are not sure of. Now look back at the story "Yatandou". Working in teams, make a list of each type of resource on your paper.

PRODUCTIVE RESOURCES			
Human Resources	Natural Resources	Capital Resources	Other/Not sure
<i>people</i>	<i>Land, coal, water, trees, etc.</i>	<i>Machines used to do the work</i>	

Pro or Con


Yatandou and her village finally get the machine to grind the millet. What are the pros (good things) and cons (bad things) associated with having the machine? With your partner, brainstorm a list of pros and cons. Record them in the T-Chart. Be prepared to defend your list.



Multifunctional Platform (the machine)

Name _____		Date _____	

Pros		Cons	
_____		_____	
_____		_____	
_____		_____	
_____		_____	
_____		_____	
_____		_____	
_____		_____	
_____		_____	
_____		_____	
_____		_____	



Create a Postcard from the Mali.

The postcard should be written as if you actually live in Mali and are explaining daily life to a faraway friend. The ideas in the postcard should be taken from the story Yatandou. The postcard could mention recent activities, chores, the weather, the machine or any other detail from the story.

Students can be given a postcard with a photocopied outline of a particular detail or have students draw their own picture. You may have to show your students a postcard beforehand.

Dear Corey,	
	Corey Cooper 123 Douglas St. Memphis, TN 56732

Learn the language of Mali

The official language of Mali is French, however 80% of the people also speak Bambara.

Practice these words with a partner. Imagine you are visiting Yatandou, using some of these words have a conversation with her.

Bambara words and phrases

I cover myself with my *hawli*, so the bird won't see me.

hawli = scarf

Sunjata = a famous Mali king

krem krem = thorns

iwe po iwe po = hello

yemeh eso = see you later

jinu = bad spirits


pagne = skirt

niebe = beans

griot = wandering singer

Ca va? = What is happening

Flag of Mali



The flag's colors have meanings.

Green

fertility of the land

Gold

purity and mineral wealth

Red

*for the blood shed
during Independence
from France*

Design your own Flag (Decide what you or your family stands for OR design one that represents the story Yatandou)

1. Draw and color a flag that represents: A) you B) Yatandou
2. Then write a brief explanation telling what each part of your flag stands for.
3. Be sure to include pictures of important details.

MUSICALLY SPEAKING

Traditional Musical Instruments of Mali

Explore these instruments on this website: <http://www.spotonmalimusic.org/instruments/>

Listen to some of the musicians of Mali: <http://www.spotonmalimusic.org/>

After listening to the different instruments, write about one of them describe it, and the sound it makes. Then tell which one you would choose to play and why.

Kora





Tama – the "talking drum"



N'goni



Calabash with Cowrie Shells



Balafon